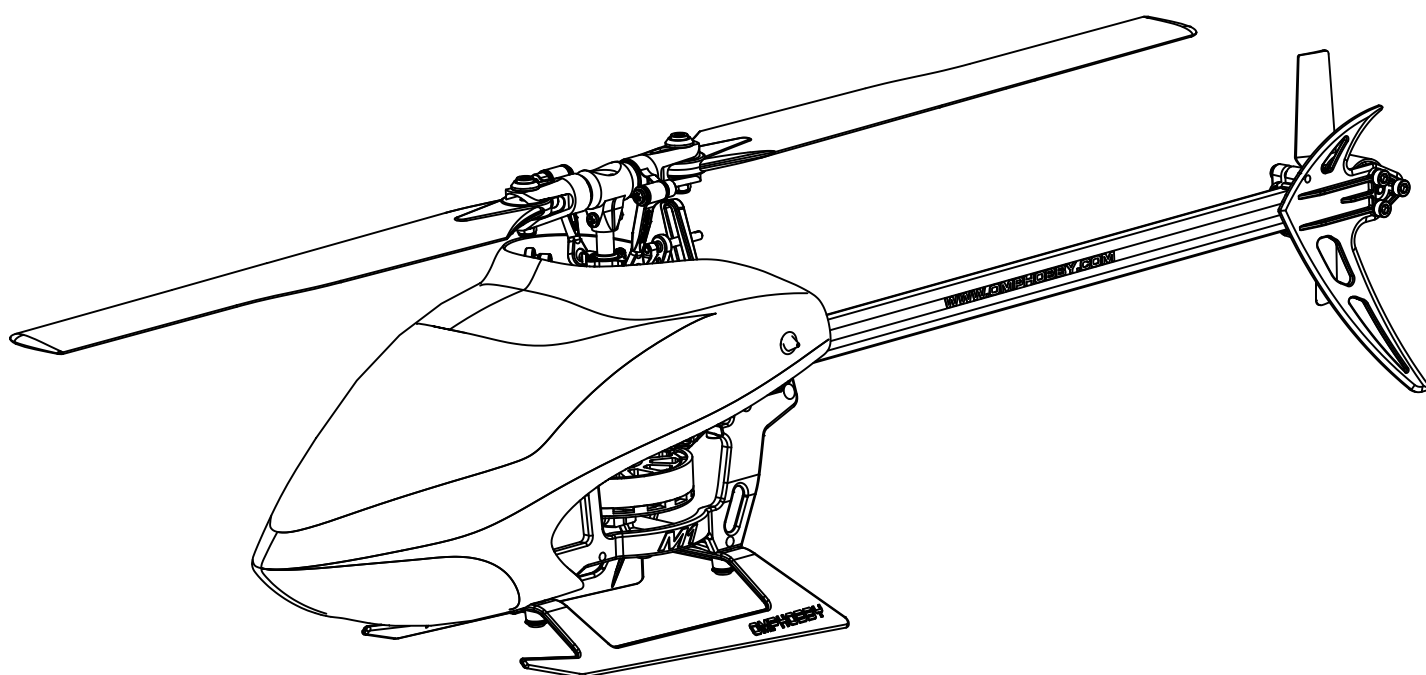


# M1

## INSTRUCTION MANUAL

## 使用说明书



**OMPHOBBY**  
**#1 BY DESIGN**

Thank you for buying **OMP HOBBY** products. The **M1** is the latest technology in Rotary RC models. Please read this manual carefully before assembling and flying the New **M1** helicopter. We recommend that you keep this manual for future reference regarding and maintenance

感谢您选用边锋智驱系列产品。

进入遥控世界前必须告诉您许多相关的知识与注意事项，以确保您能够在学习的过程中较得心应手。在开始操作之前，请务必详细阅读本说明书，相信一定能够给您带来相当大的帮助，也请您妥善保管这本说明书，以作为日后参考。




Thank you for buying OMPHOBBY Products. The M1 Helicopter is designed as an easy to use,full featured Helicopter R/C model capable of all forms of rotary flight. Please read the manual carefully before assembling the model, and follow all precautions and recommendations located within the manual. Be sure to retain the manal for future reference, routine maintenance, and tuning.

The M1 is a new product developed by OMPHOBBY. It features the best design available on the Micro-Heli market to date, providing flying stability for beginners,full aerobatic capbility for advanced fliers, and unsurpassed reliability for customer support.

感谢您选购边锋智驱公司产品，为了你容易方便使用M1直升机，请您详细的阅读完这本说明书之后再进行组装以及操作这台直升机，同时请您妥善保管这本说明书，作为日后进行调整以及维修的参考。

M2是由边锋智驱有限公司自行研发的新产品，不论您是需求飞行稳定的初学者还是追求性能卓越的飞行爱好者。M1将是您最佳的选择。

WARNING LABEL LEGEND 标志代表含义

 WARNING 警告	Mishandling due to failure to follow these instructions may result in damage or injury. 因为疏忽这些操作说明，而使用错误可能造成财产损失或严重伤害。
 CAUTION 注意	Mishandling due to failure to follow these instructions may result in danger. 因为疏忽这些操作说明，而使用错误可能造成危险。
 FORBIDDEN 禁止	Do not attempt under any circumstances 在任何禁止的环境下，请勿尝试操作。

IMPORTANT NOTES 重要声明

R/C helicopters, including The M1 are not toys.R/C helicopter utilize various high-tech products and technologies to provide superior performance.Improper use of this product can result in serious injury or even death. Please read this manual carefully before using and make sure to be conscious of your own personal safety and the safety of others and your environment when operating allOMPHOBBY products.

Manufacturer and seller assume no liability for the operation or the use of this product . Intended for use only by adults with experience flying remote control helicopters at a legal flying field. After the sale of this product we cannot maintain any control over its operation or usage.


M1 遥控直升机并非玩具，它是结合了许多高科技产品所设计出来的休闲用品，所以商品的使用不当或者不熟悉都可能会造成严重伤害甚至死亡，使用之前请务必详细阅读本说明书，勿轻忽并注意自身安全。

注意！任何遥控直升机的使用，制造商和经销商是无法对使用者于零件使用的损耗异常或组装不当所发生之意外负任何责任，本产品是提供给有操作过模型直升机经验的成人或者有相当技术的人员在旁指导于当地合法遥控飞行场飞行，以确保安全无误下操作使用，产品售出后该公司将不负任何责任和使用控制上的任何性能与安全责任。

We recommend that you obtain the assistance of an experienced pilot before attempting to fly our products for the first time, A lcoal expert is the best way to properly assmble , setup, and fly your mldel for the first time .M2 Helicopter requires a certain degree of skill to operate, and is a consumer item. Any damage or dissatisfaction as a result or accidents or modifications are not covered by any warrantee and cannot be returned for repair or replacement. Please contact our distributors for free technical consultation and parts at discounted rates when you experience problems during operation or maintenance.

模型商品属于需高操作技术且为消耗性之商品，如经拆装使用后，会造成不等情况零件损耗，任何使用情况所造成的商品不良或不满意，将无发于保固条件内更换新品或者退货，如遇有使用操作维修问题，本公司全球分公司或者代理商将提供技术指导，特价零件供应服务。

SAFETY NOTES 安全注意事项

 CAUTION  
注意

Fly only in safe areas,away from other people. Do not operate R/C aircraft within the vicinity of homes or crowds of people .R/C aircraft are prone to accidents,failures,and crashes due to a variety of reasons including,lack of maintenance,pilot error, and radio interference. Pilots are responsible for their actions and damage or injury occurring during the poeration or as of a result of R/C aircraft models.

遥控模型飞机、直升机属于高危险性商品，飞行时务必远离人群，人为组装不当或机件损坏，电子控制设备不良，以及操控上的不熟悉、都有可能导致飞行失控损伤等不可预期的意外，请飞行者务必注意飞行安全，并需了解自负疏忽所造成的任何意外之责任。



## LOCATE AN APPROPRIATE LOCATION 远离障碍物及人群

R/C helicopters fly at high speed ,thus posing a certain degree of potential danger .Choose a legal flying field consisting of flat,smooth ground without obstacles.

Do not fly near buildings,high voltage cables ,or trees to ensure the safety of yourself,others and your model.

For the first practice,please choose a legal flying field and can use a training skid to fly for reducing the damage .Do not fly your model in inclement weather,such as rain,wind snow or darkness.

直升机飞行时具有一定的速度,相对的也潜在着危险性,场地的选择也相对的重要,请遵守当地的法律法规到合法的遥控飞行场地去飞行。

必须注意周边有没有人、高楼、建筑物、高压电线、树木等等、避免操控的不当造成自己或他人的财产损失。

初次练习时,务必选择在空旷合法专属飞行场地并适当搭配练习架飞行,这对于飞行失误所造成的损伤将会大幅的降低。请勿在下雨天、打雷等恶劣天气下操作,以确保本身及机体的安全。




## PREVENT MOISTURE 远离潮湿环境

R/C models are composed of many precision electrical components.

It is critical to keep the model and associated equipment away from moisture and other contaminants.The introduction or exposure to water or moisture in any form can cause the model to malfunction resulting in loss of use,or a crash .Do not operate or expose to rain or moisture

直升机内部也是由精密的电子零件组成,所以必须绝对的防止潮湿或水气,避免在浴室或雨天时使用,防止水气进入机身内部而导致机件及电子零件故障而引发不可预期的意外!



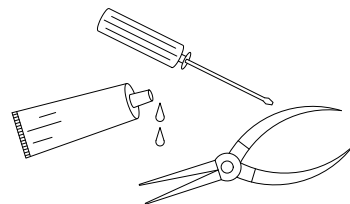
## PREVENT OPETATION 勿不当使用本产品

Please use the replacement of parts on the manual to ensure the safety of instructors.

This product is for R/C model,so do not use for other purpose.

请勿自行改造加工,任何的升级改造或维修,请使用三源电子科技产品目录中的零件,以确保结构的安全。

请确认于产品界限内操作,请勿过载使用,并勿用于安全、法令外其他非法用途。



## OBTAIN THE ASSISTANCE OF AN EXPERIENCED PILOT 避免独自操控

Before turning on your model and transmitter,check to make sure no one else is operating on the same frequency.Frequency interference can cause your model,or other models to crash.

The guidance provided by an experienced pilot will be invaluable for the assembly,tuning,trimming,and actual first flight.(Recommend you to practice with computer-based flight simulator.)

至飞行场地前,需确认是否有相同频率的同好正在飞行,因为开启相同的频率的发射机将导致自己与他人立即干扰等意外危险。

遥控飞机操控技巧在学习初期有着一定的难度,要尽量避免独自操作飞行,需有经验的人士在旁指导,才可以操控飞行。(勤练电脑模拟器及老手指导是入门必要的选择)



## SAFE OPERATION 安全操作

Operate this unit within your ability.Do not fly under tired condition and improper operation may cause in danger

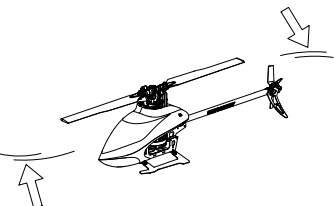
请于自己能力内及需要一定技术范围内操作这台直升机,过于疲劳,精神不佳或不当操作,意外发生风险将可能会提高。



## ALWAYS BE AWARE OF THE ROTATING BLADES 远离运转中的零件

During the operation of the helicopter,the main rotor and tail rotor will be spinning at a high rate of speed .The blades are capable of inflicting serious bodily injury and damage to the environment.Be conscious of your actions,and careful to keep your face,eyes,hands,and loose clothing away from the blades.Always fly the model a safe distance from yourself and others,as well as surrounding objects.Never take your eyes off the model or leave it unattended while it is turned on.Immediately turn off the model and transmitter when you have landed model.


当直升机主旋翼与尾旋翼运转时,切勿触摸并远离任何物件,以免造成危险及损坏。

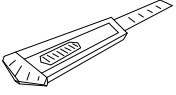
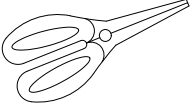
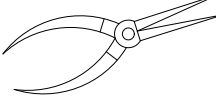
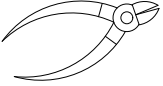
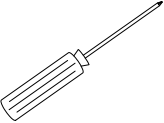
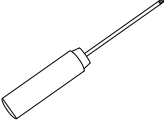





## KEEP AWAY FROM HEAT 远离热源

R/C models are made of various forms of plastisc.Plastic is very susceptible to damage or deformation due to extreme heat and clod climate .Make sure not to store the model near any source of heat such as an oven,or heater.It is best to store the model indoors ,in a climate-controlled,room temperature environment.

遥控飞机多半是以PA纤维或聚乙烯、电子商品为主要材质,因此要尽量远离热源、日照、以避免因高温而变形甚至熔毁损坏的可能。



			
Cutter Knife 刀子	Scissors 剪刀	Needle Nose Pliers 尖嘴钳	Diagonal Cutting Pliers 斜口钳
			
Philips Screw Drive 十字螺丝起子	Hexagon Screw Driver 六角螺丝起子	Oil 润滑油	CA 瞬间胶
			
			AB Glue AB 胶

## 胶水使用方法

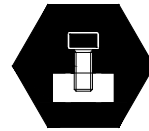
When you see the marks as below, please use glue or grease to ensure flying safety.  
标有以下符号之组装步骤，请配合上胶或上油，以确保使用之可靠度。



Apply BLUE Threadlock  
使用螺丝胶



Apply Petroleum-Based,  
Light Viscosity Lube  
添加润滑油



Loosely Tighten  
普通拧紧



Apply NO Threadlock  
无需使用螺丝胶



Apply Synthetic  
Grease  
添加润滑油脂



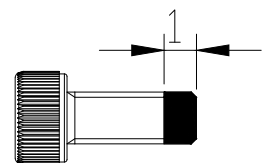
Fully Tighten  
完全拧紧



Apply MEDIUM CA  
使用瞬间胶固定

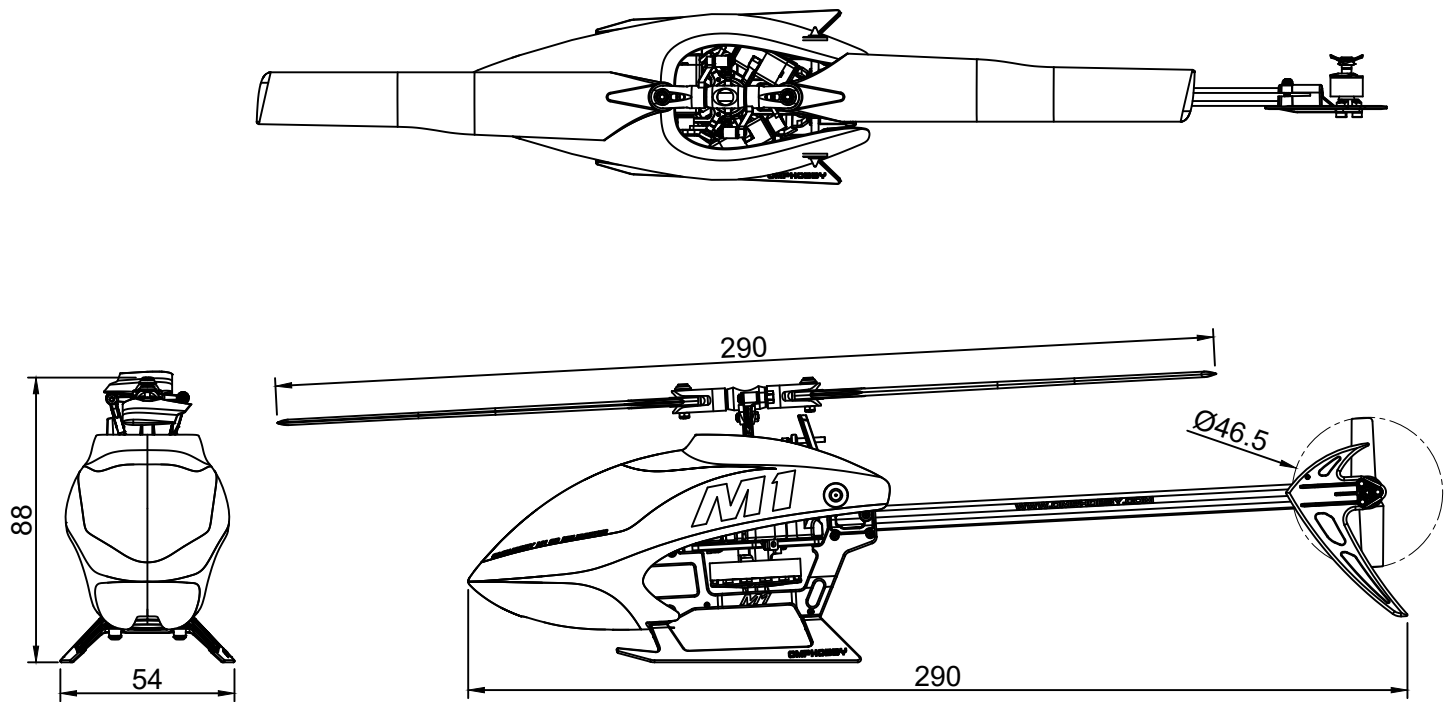


Repeat Multiple Times  
重复多次



BLUE Glue width: approx 1mm  
蓝色螺丝胶上胶宽度约1.0mm





## Specifications 参数配备

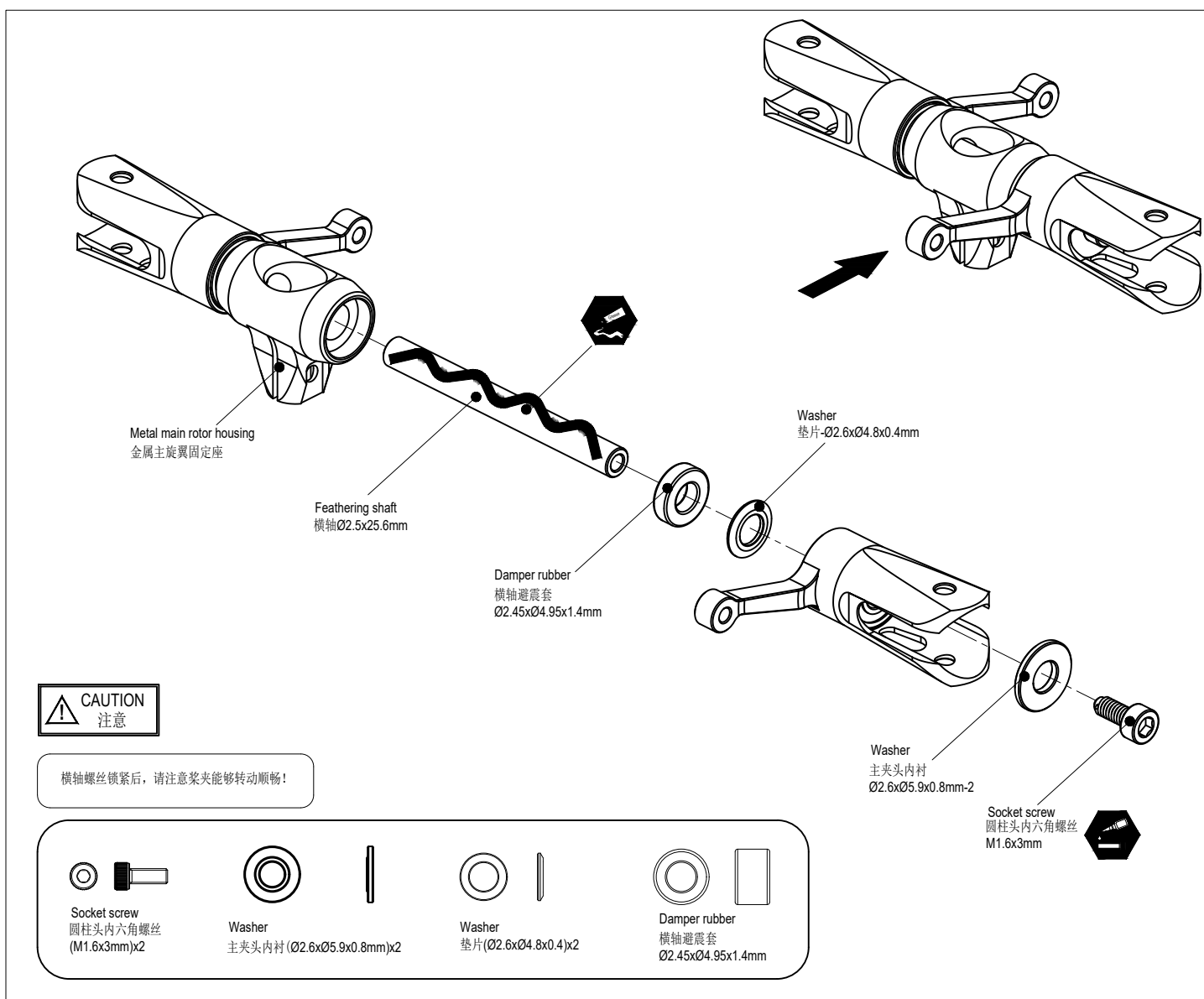
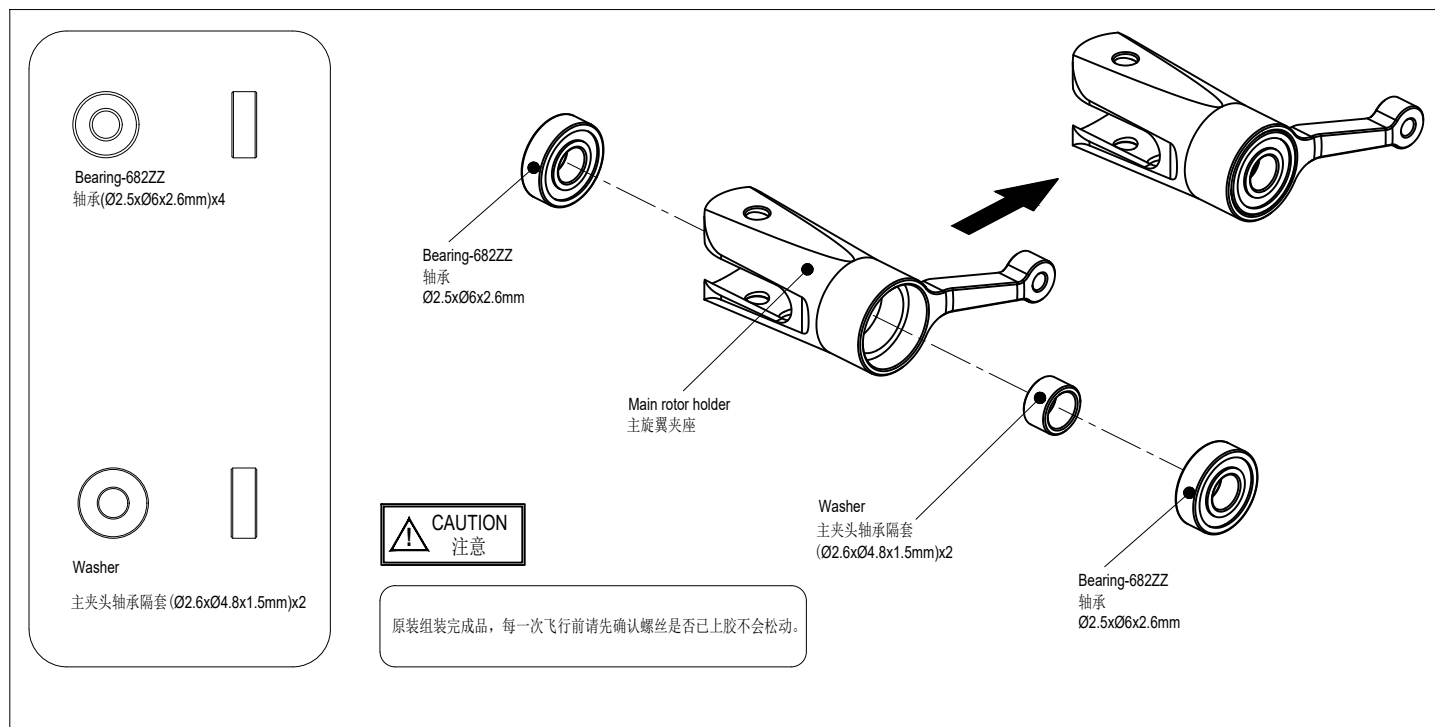
- Length: 290mm
- Height: 88mm
- Main Blade: 125mm
- Main Rotor Diameter: 290mm
- Tail Rotor Diameter: 46.5mm
- Flying Weight: ~118g(ENG)
- Flying Weight: ~125g(ENG)

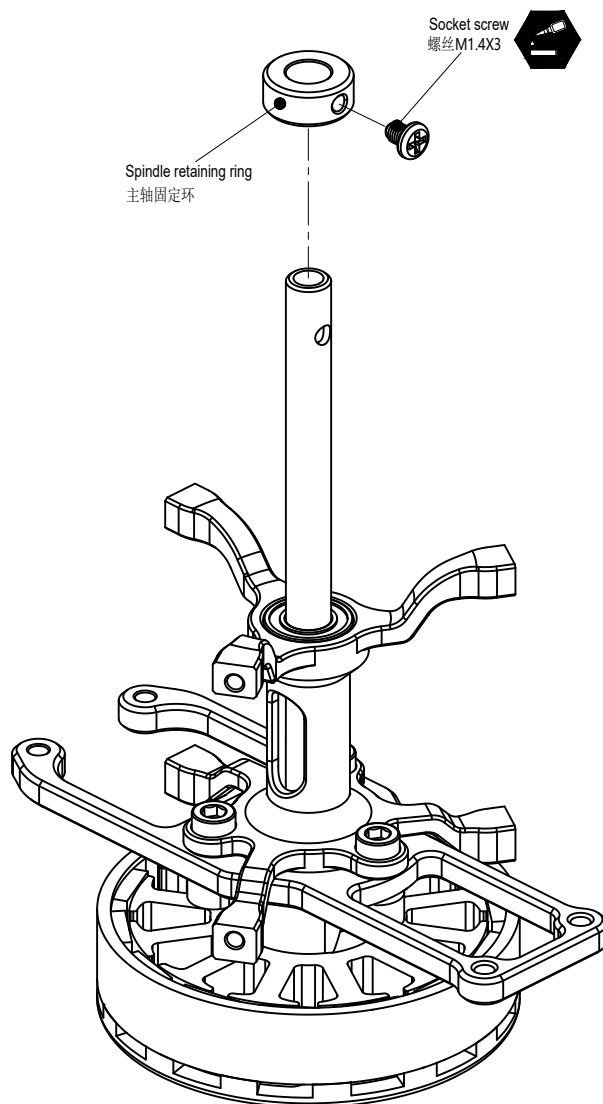
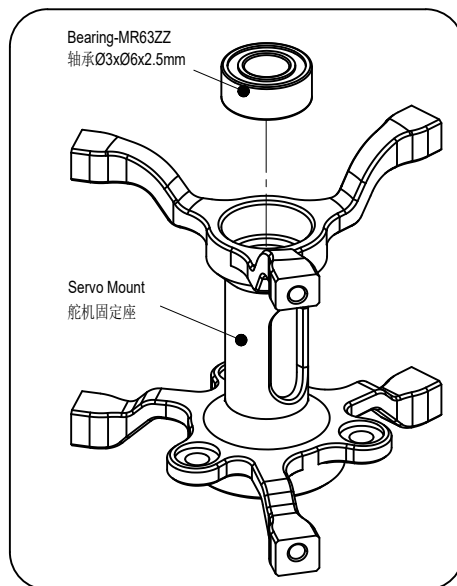
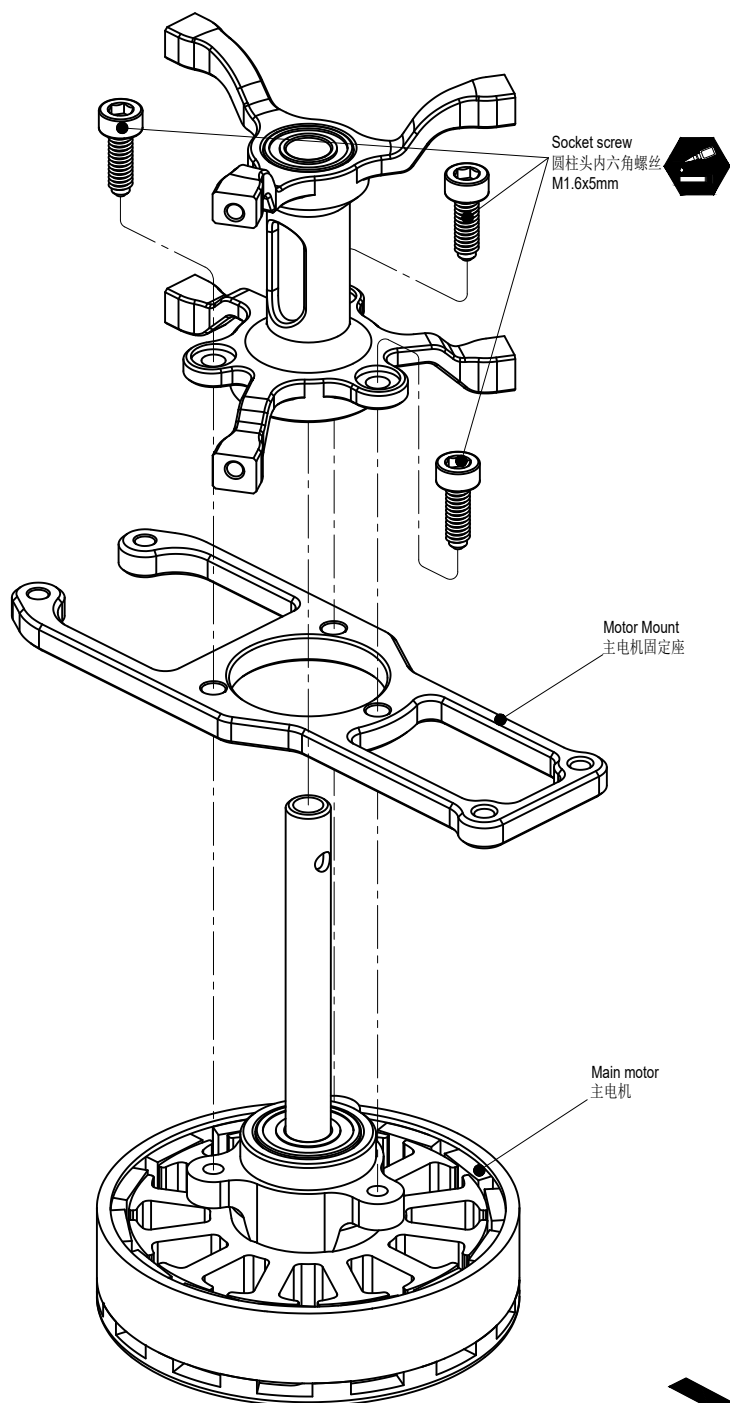
- 机身长: 290mm
- 机身高: 88mm
- 主旋翼长度: 125mm
- 主旋翼直径: 290mm
- 尾旋翼直径: 46.5mm
- 起飞重量约: 约118g(塑胶外壳舵机)
- 起飞重量约: 约125g(全金属舵机)

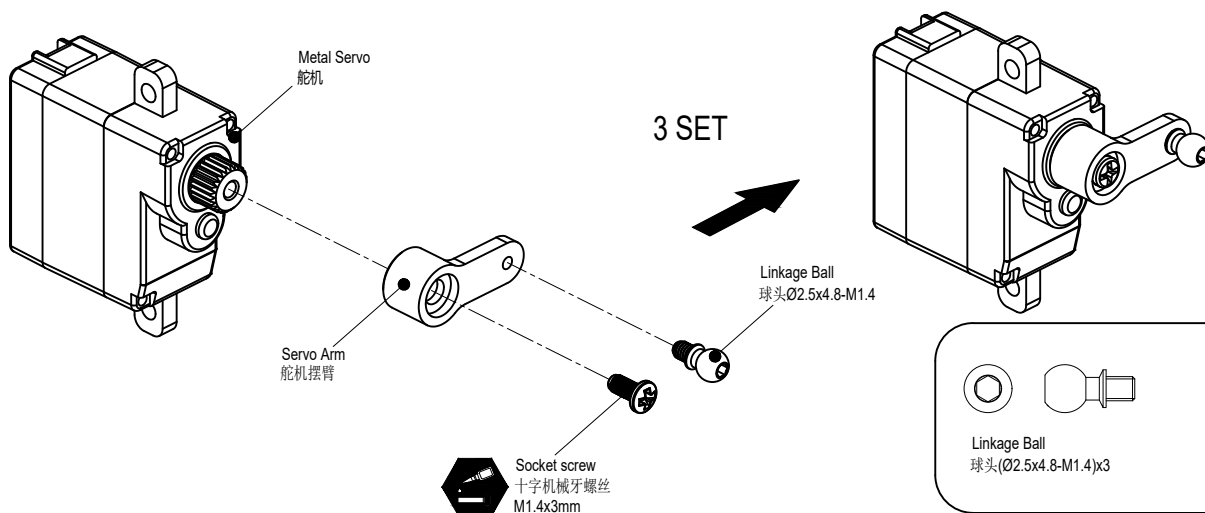
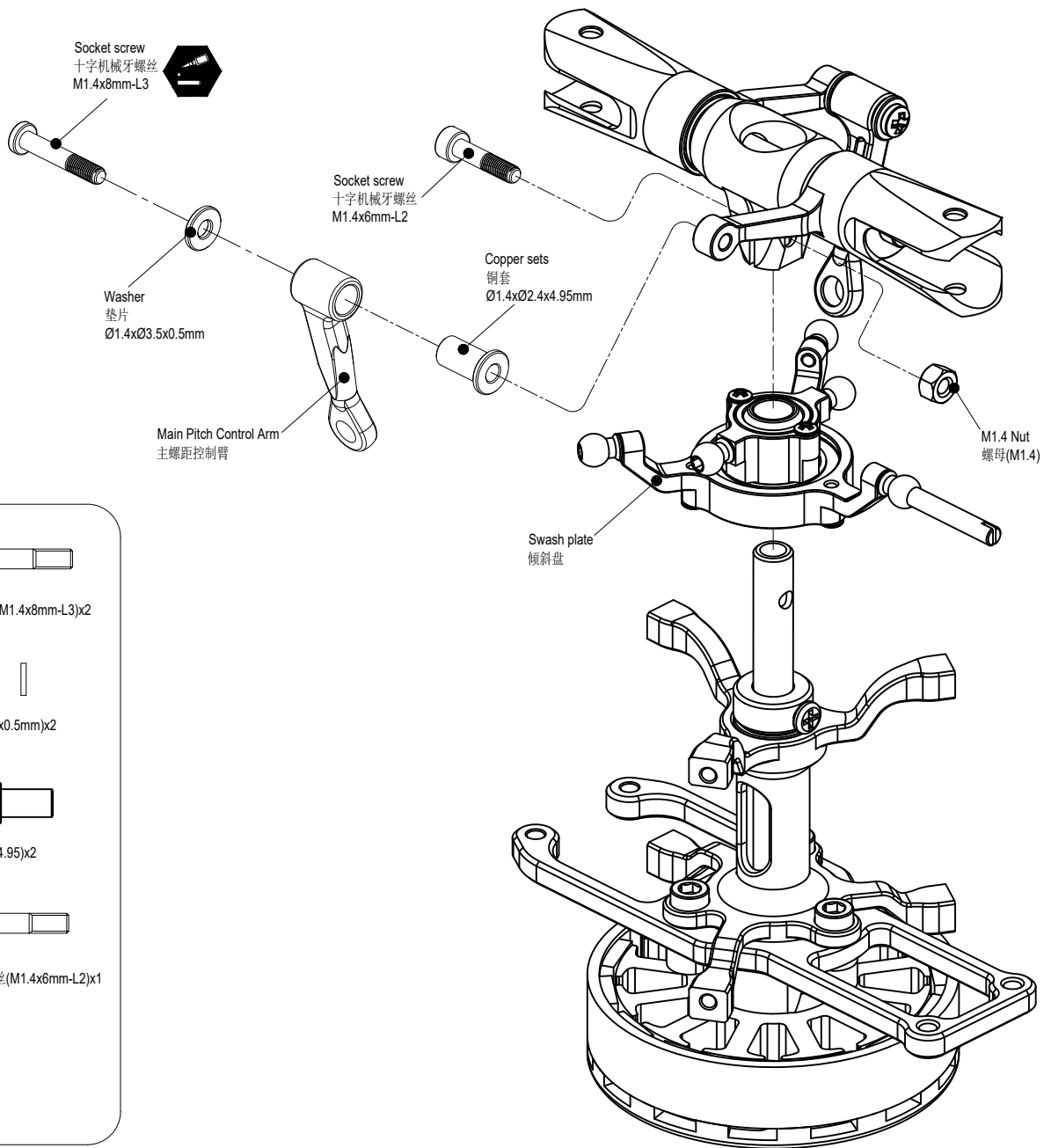
## Features 设计特点

- Direct drive main and tail rotor design with dual brushless motor
- All metal 7075 aluminum alloy material flybarless head design
- Airframe all carbon fiber lightweight design
- Streamlined low wind resistance hood design
- 4 in 1 OFS control system
- Attitude stablization mode and 3D lock mode switch freely

- 采用双无刷电机直接驱主尾旋翼设计
- 全金属7075铝合金材质无副翼旋翼头设计
- 机身全碳纤维轻量化设计
- 流线型低风阻机头罩设计
- 四合一OFS控制系统
- 姿态增稳模式和3D锁定模式自由切换





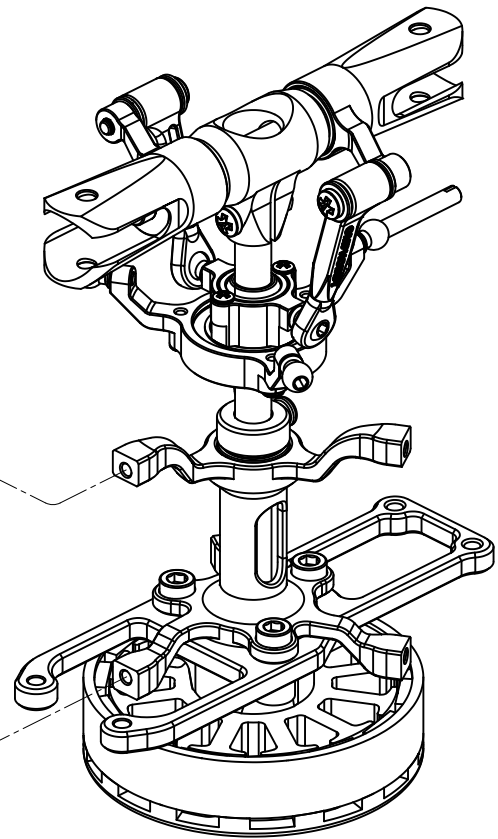




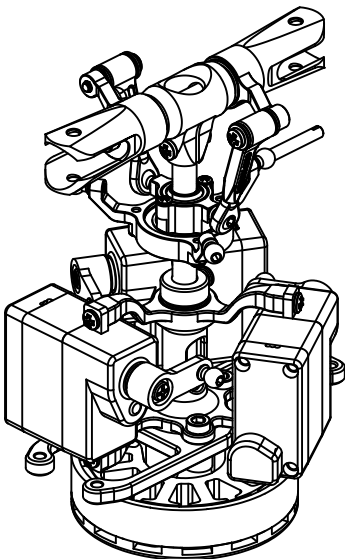
Socket screw  
十字机械牙螺丝(M1.4x4mm)x2



Socket screw  
十字机械牙螺丝  
M1.4x4mm



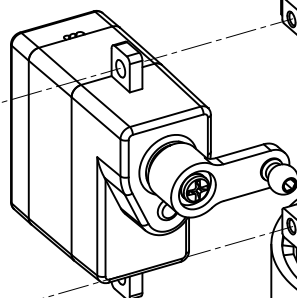
舵机装配完成视图



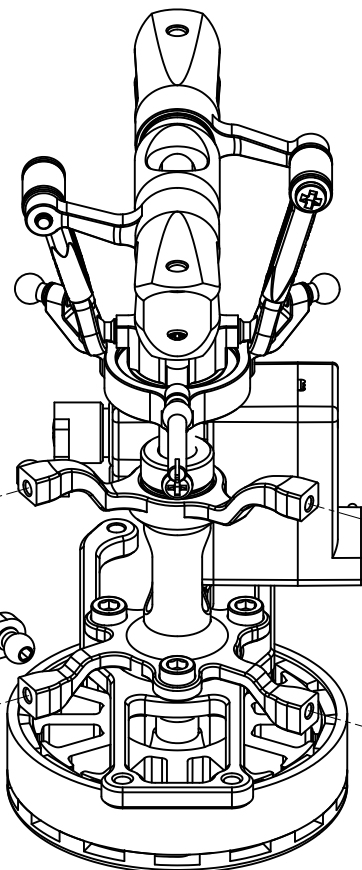
Socket screw  
十字机械牙螺丝(M1.4x4mm)x4

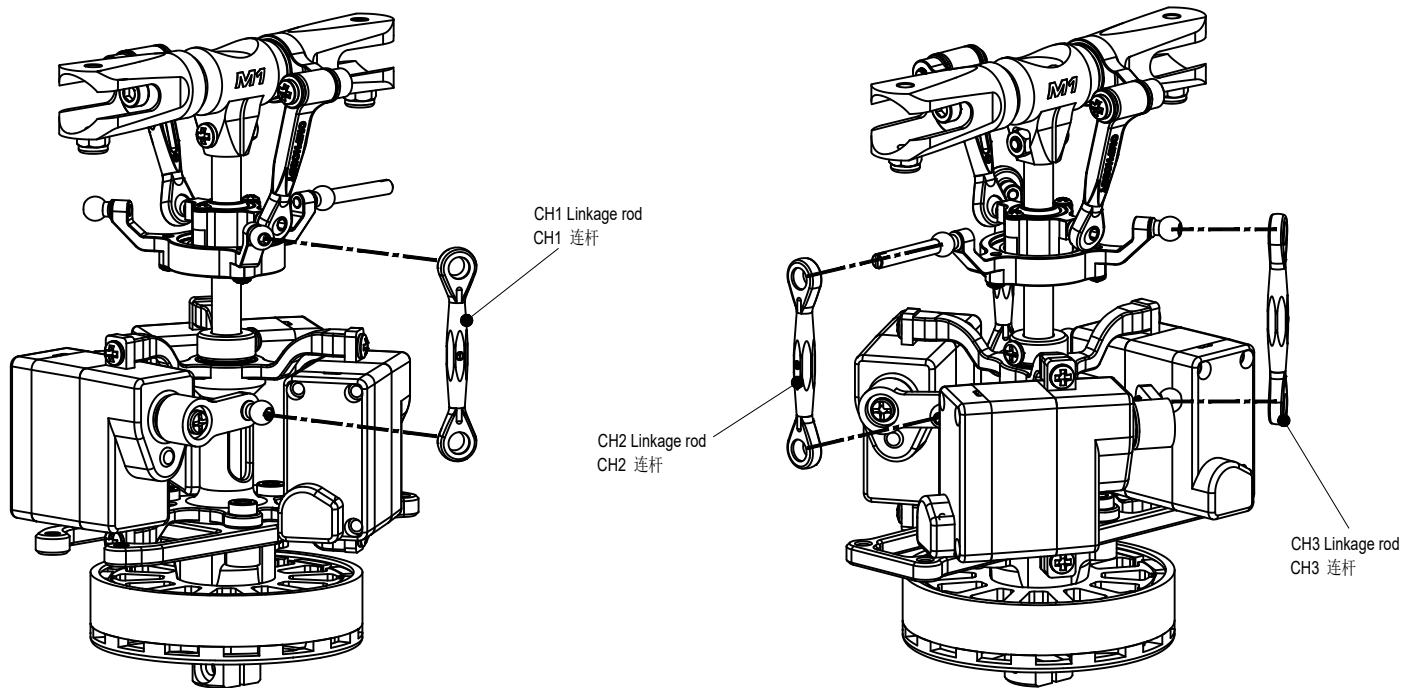


Socket screw  
十字机械牙螺丝  
M1.4x4mm



Socket screw  
十字机械牙螺丝  
M1.4x4mm

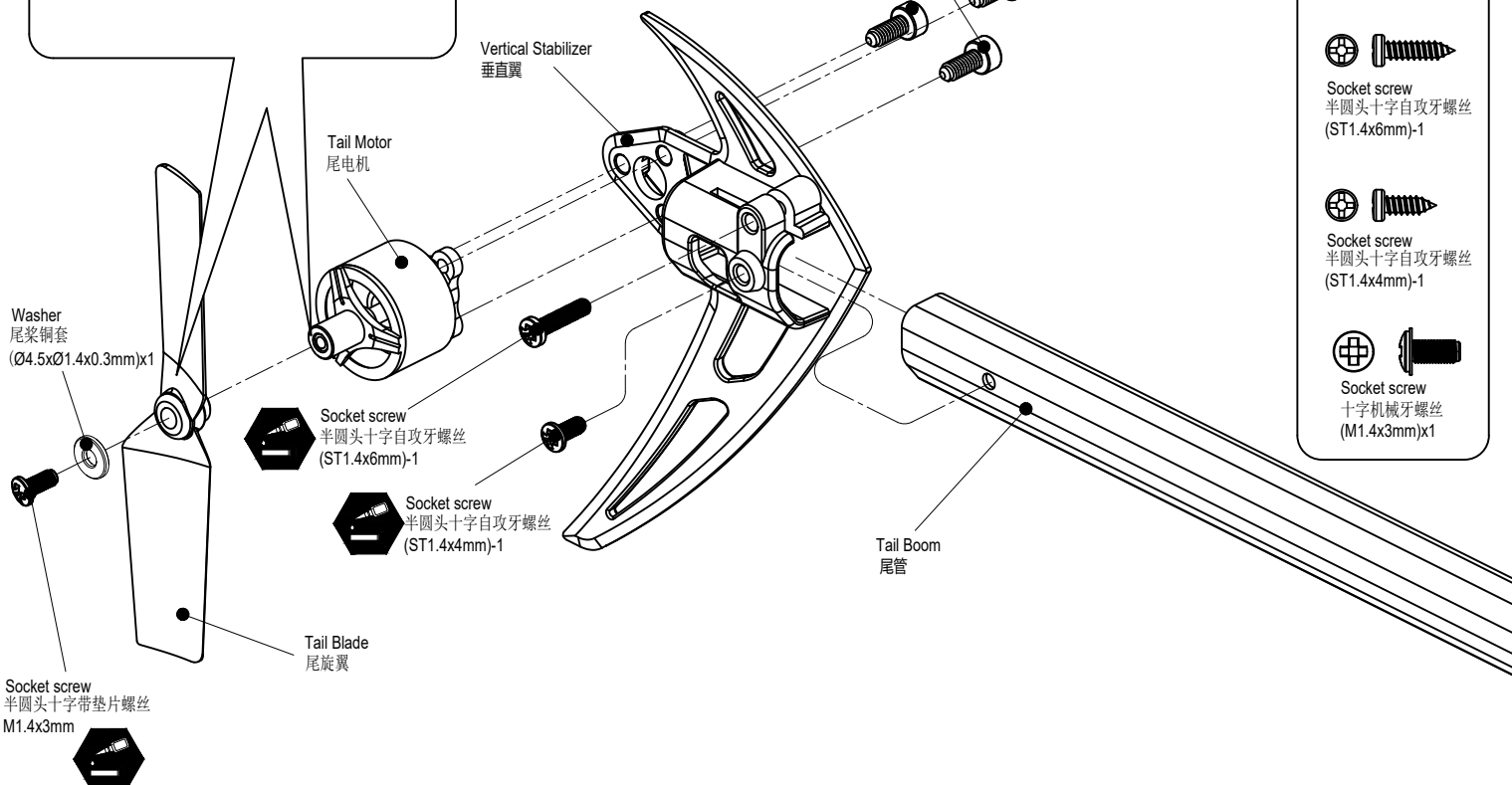




CAUTION  
注意

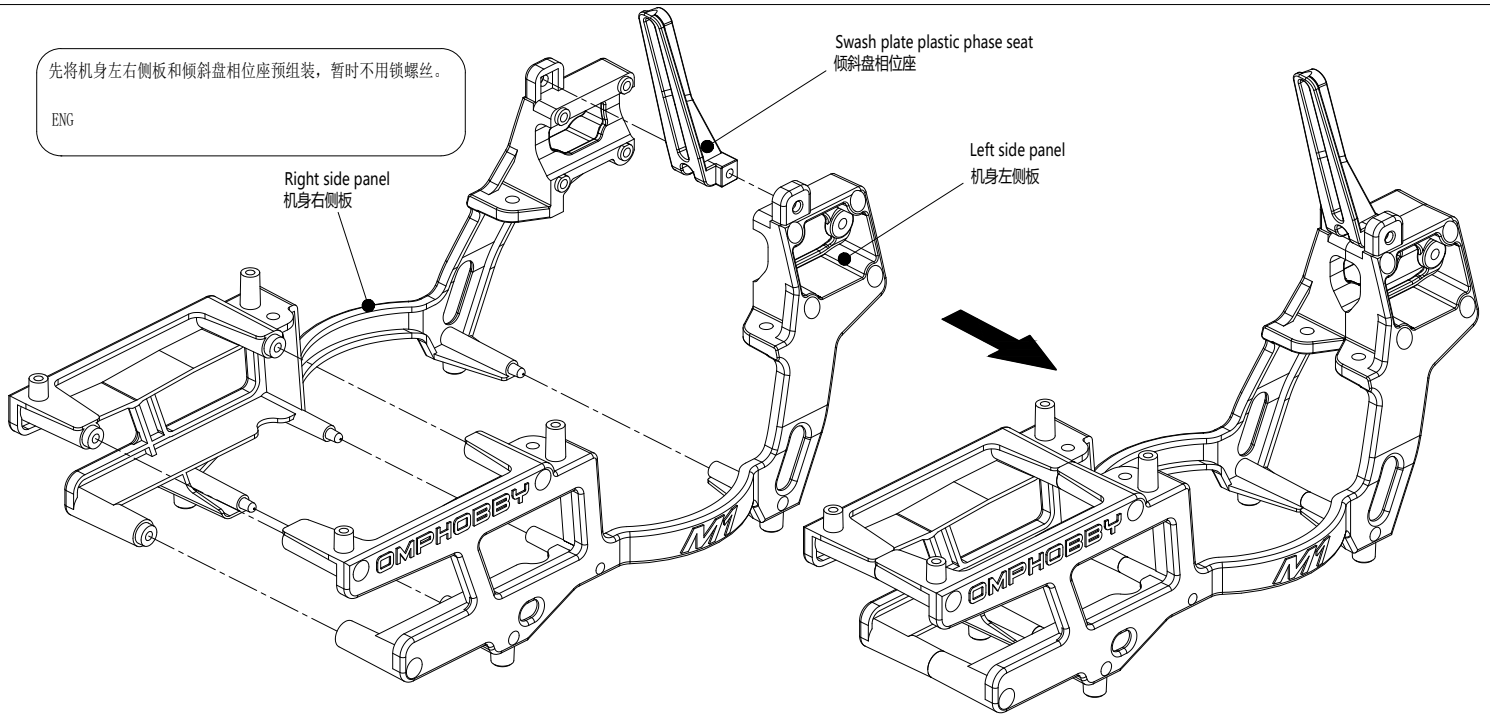
每次飞行前请检查尾桨与电机轴匹配是否有松动，若有松动，请检查尾桨紧固螺丝！

ENG

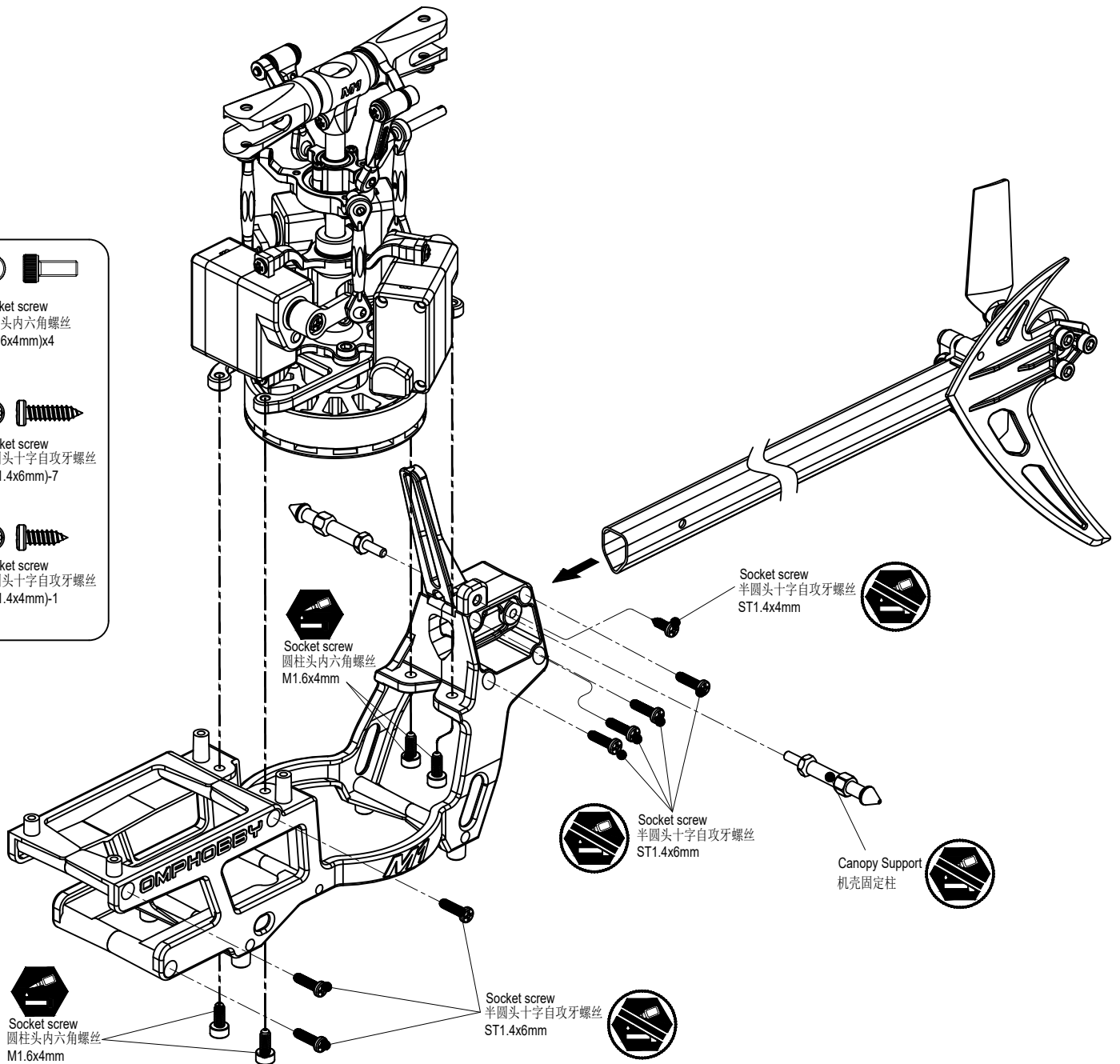


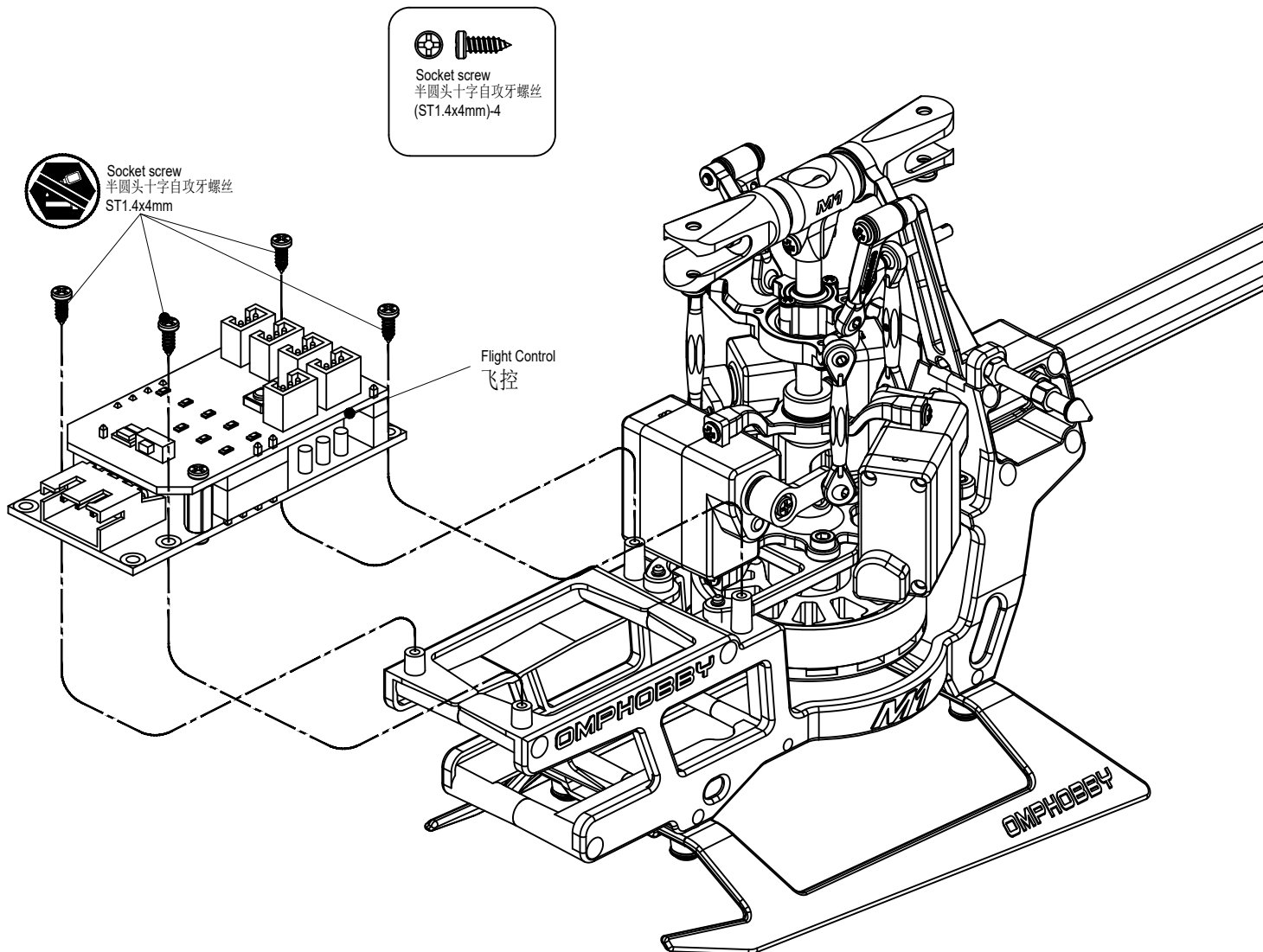
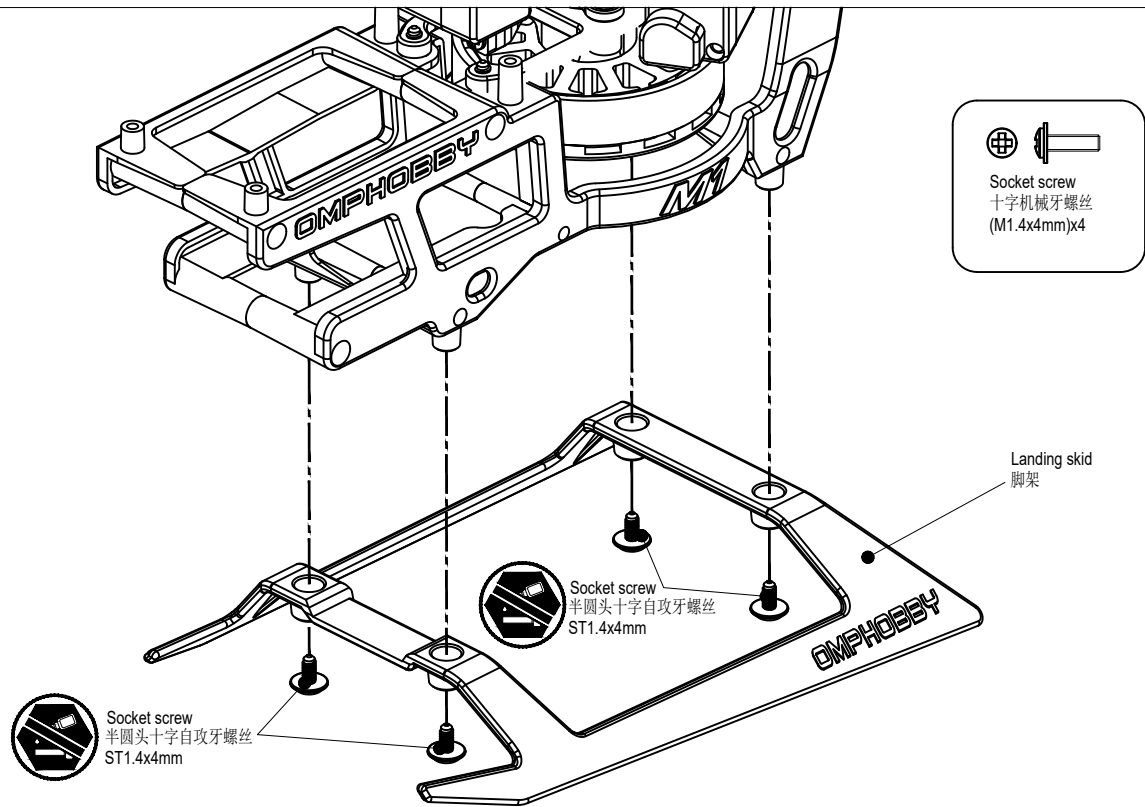
先将机身左右侧板和倾斜盘相位座预组装，暂时不用锁螺丝。

ENG

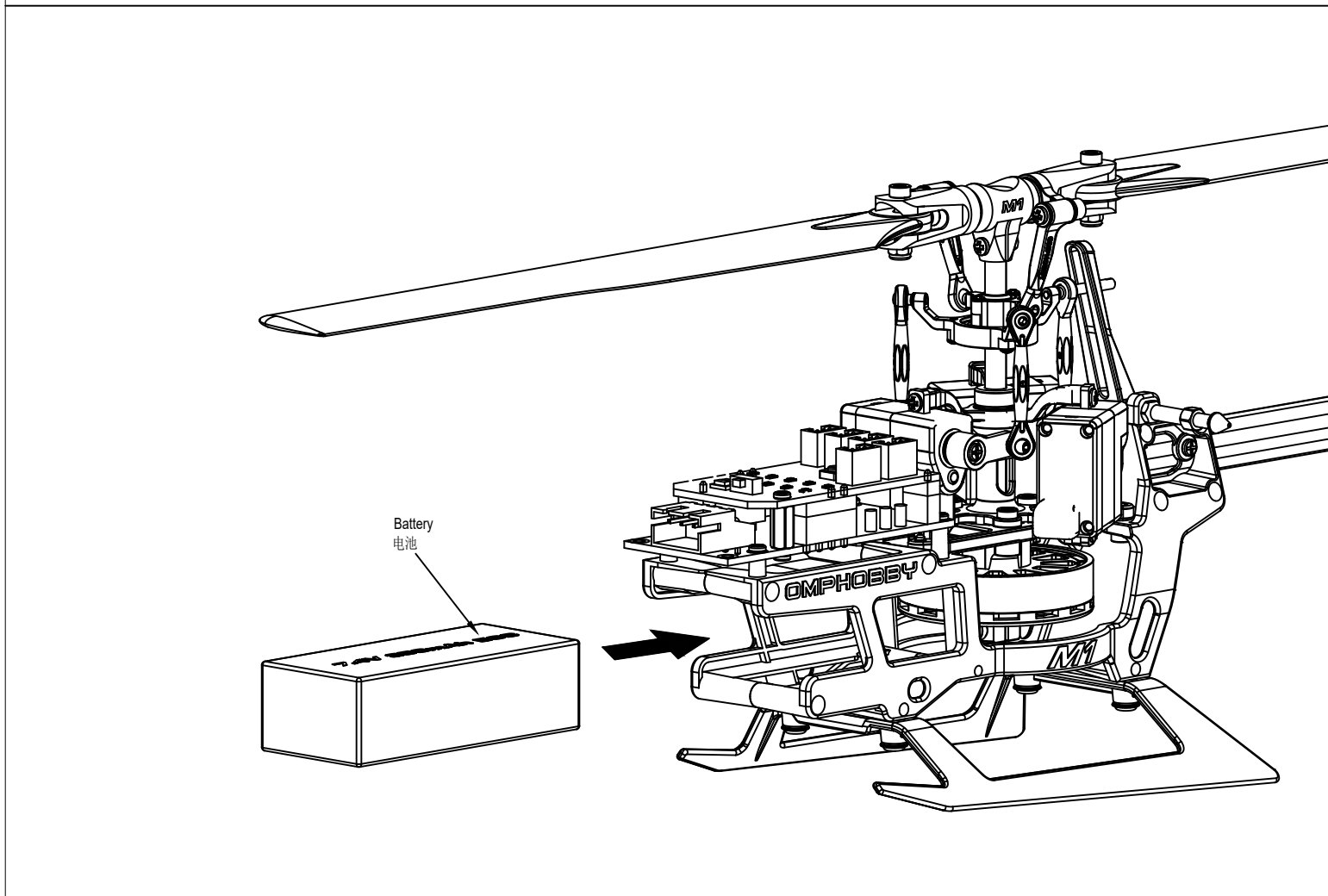
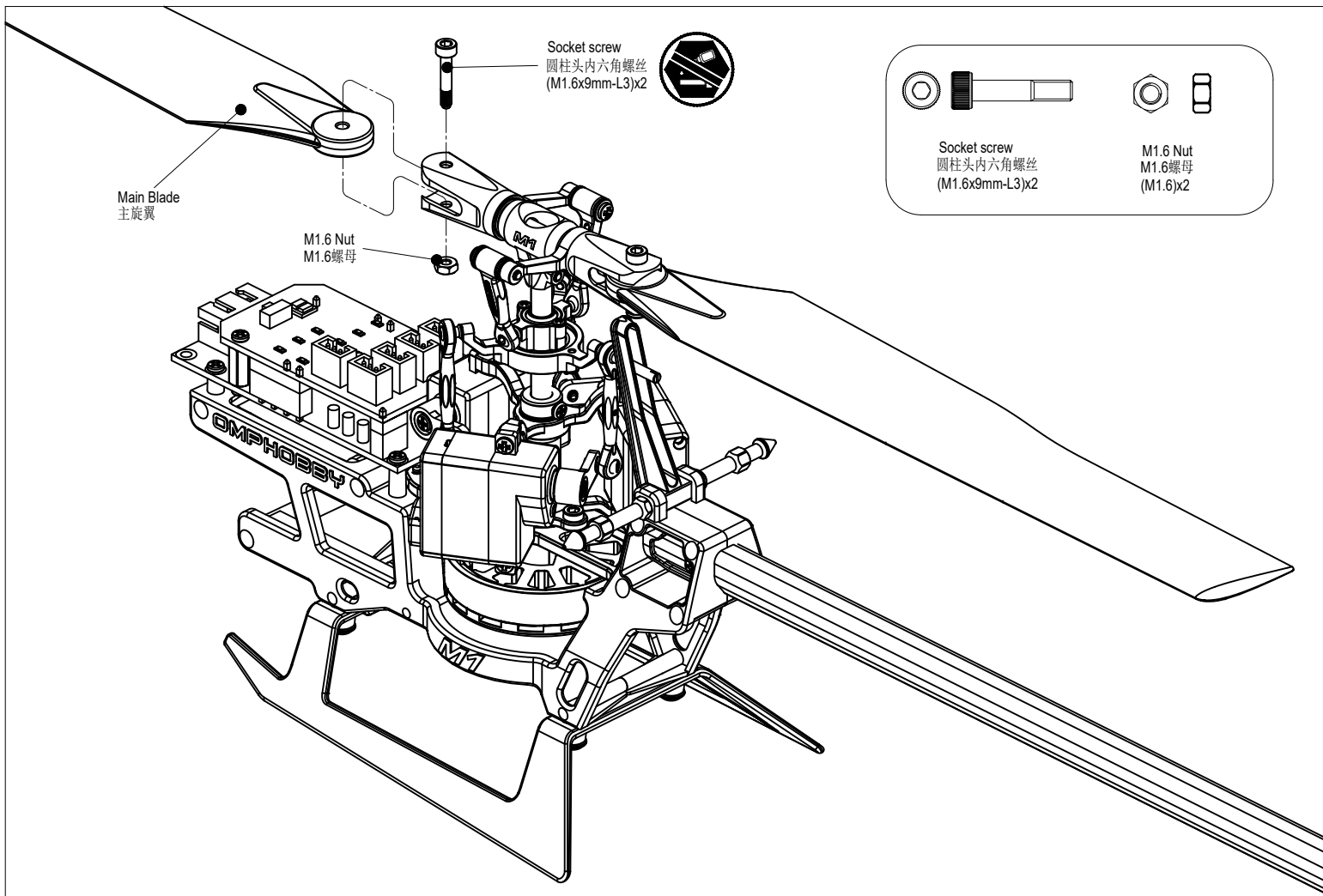


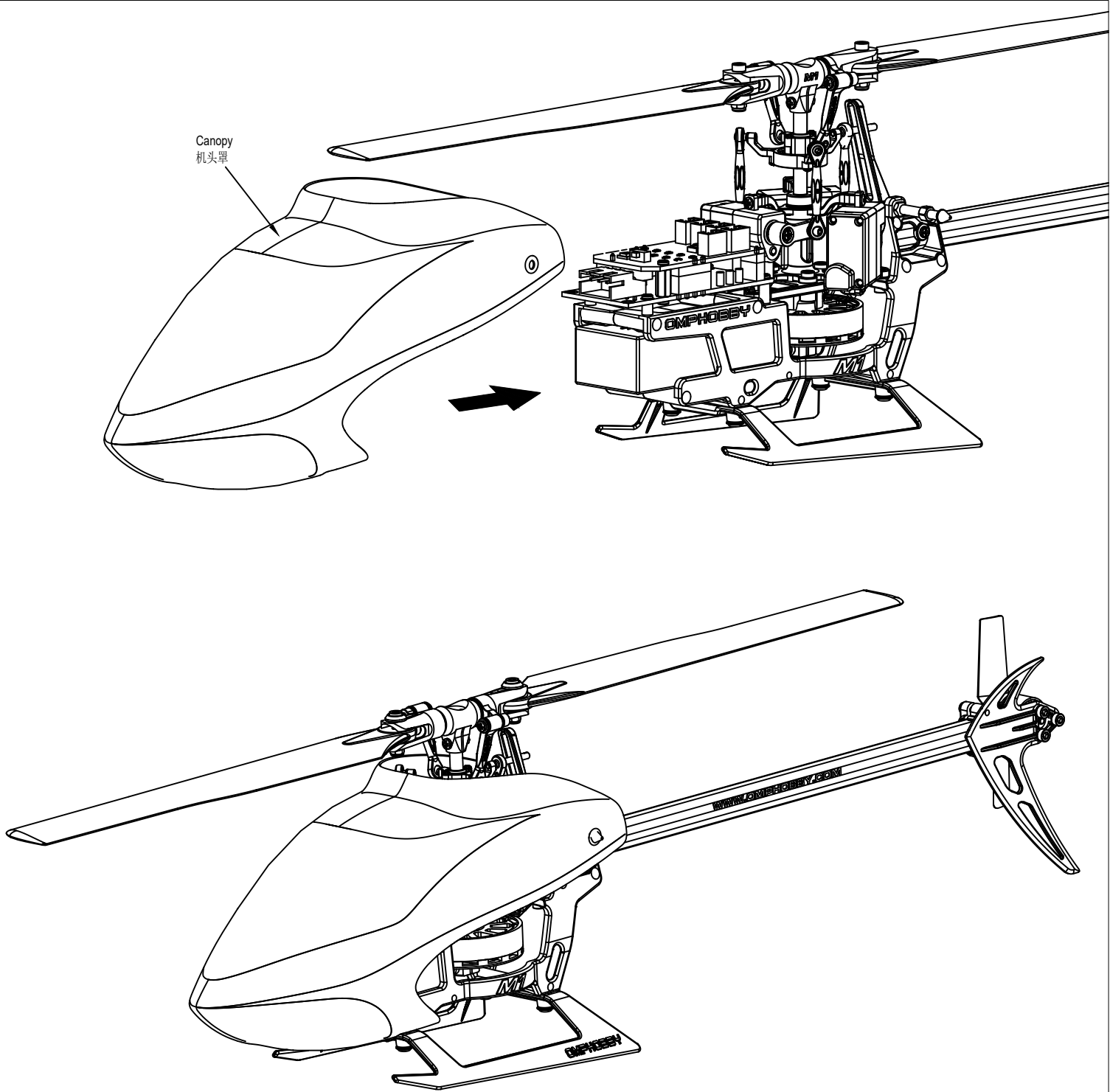
-  Socket screw  
圆柱头内六角螺丝  
(M1.6x4mm)x4
-  Socket screw  
半圆头十字自攻牙螺丝  
(ST1.4x6mm)-7
-  Socket screw  
半圆头十字自攻牙螺丝  
(ST1.4x4mm)-1









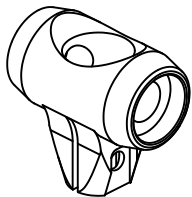


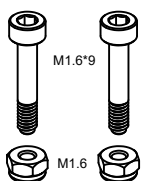
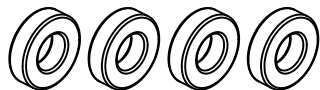
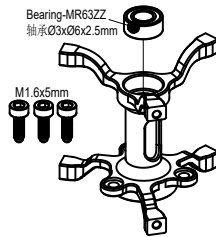
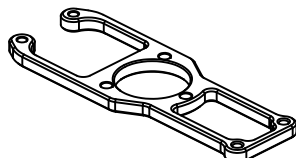
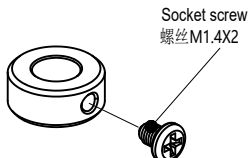
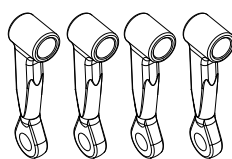
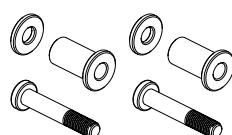
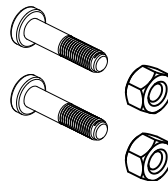
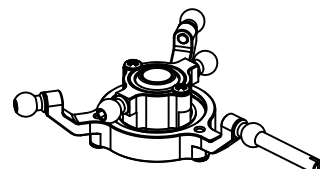
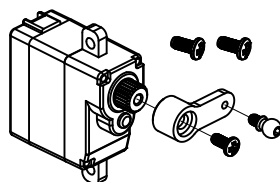
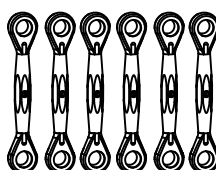
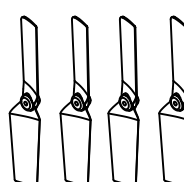
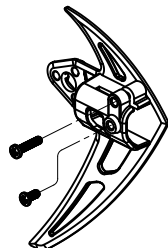

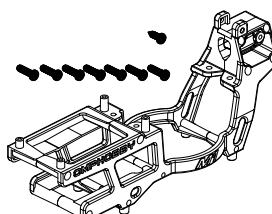
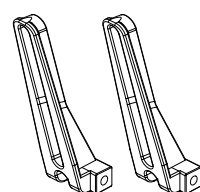




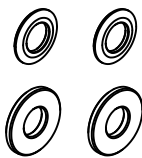



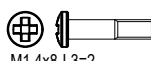




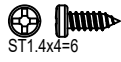


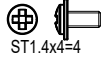
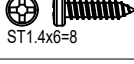
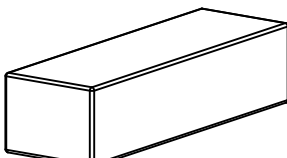
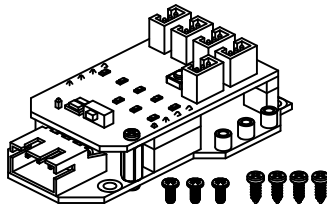
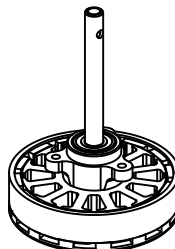
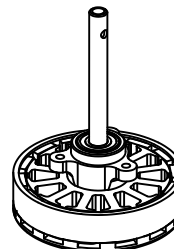
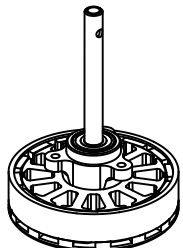
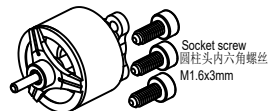








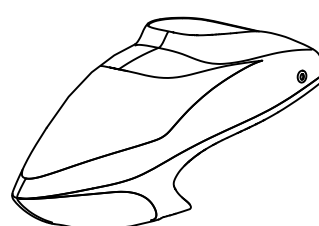

Flight Parameter Setting Introduction  
飞行参数设置说明

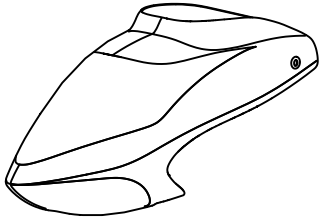
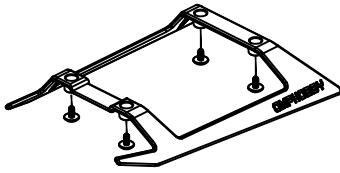
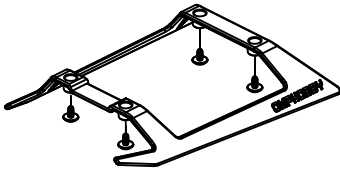
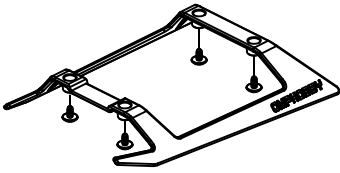
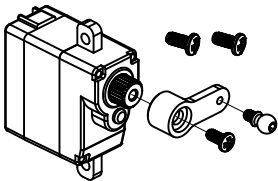
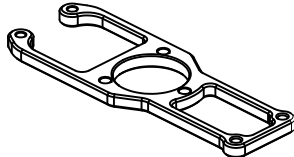
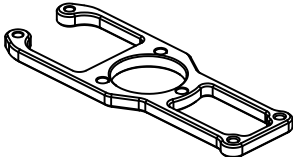
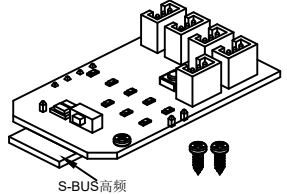
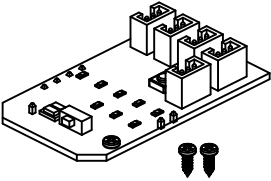
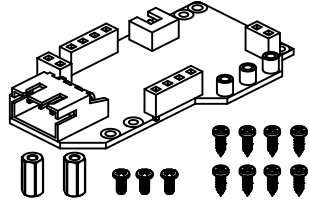
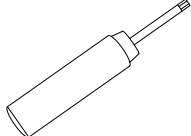
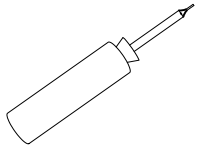
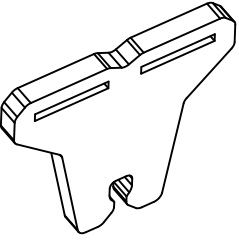
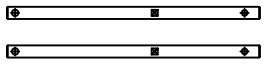
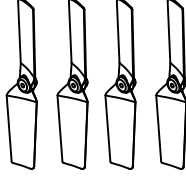
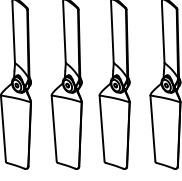
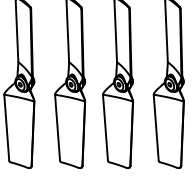
General Flight Model 一般飞行模式			
Throttle 油门		Screw Pitch 螺距	
5	48	100	11°
4	48	60	5.5°
3	48	20	1.8°
2	48	0	-0.6°
1	0	-30	-2.4°

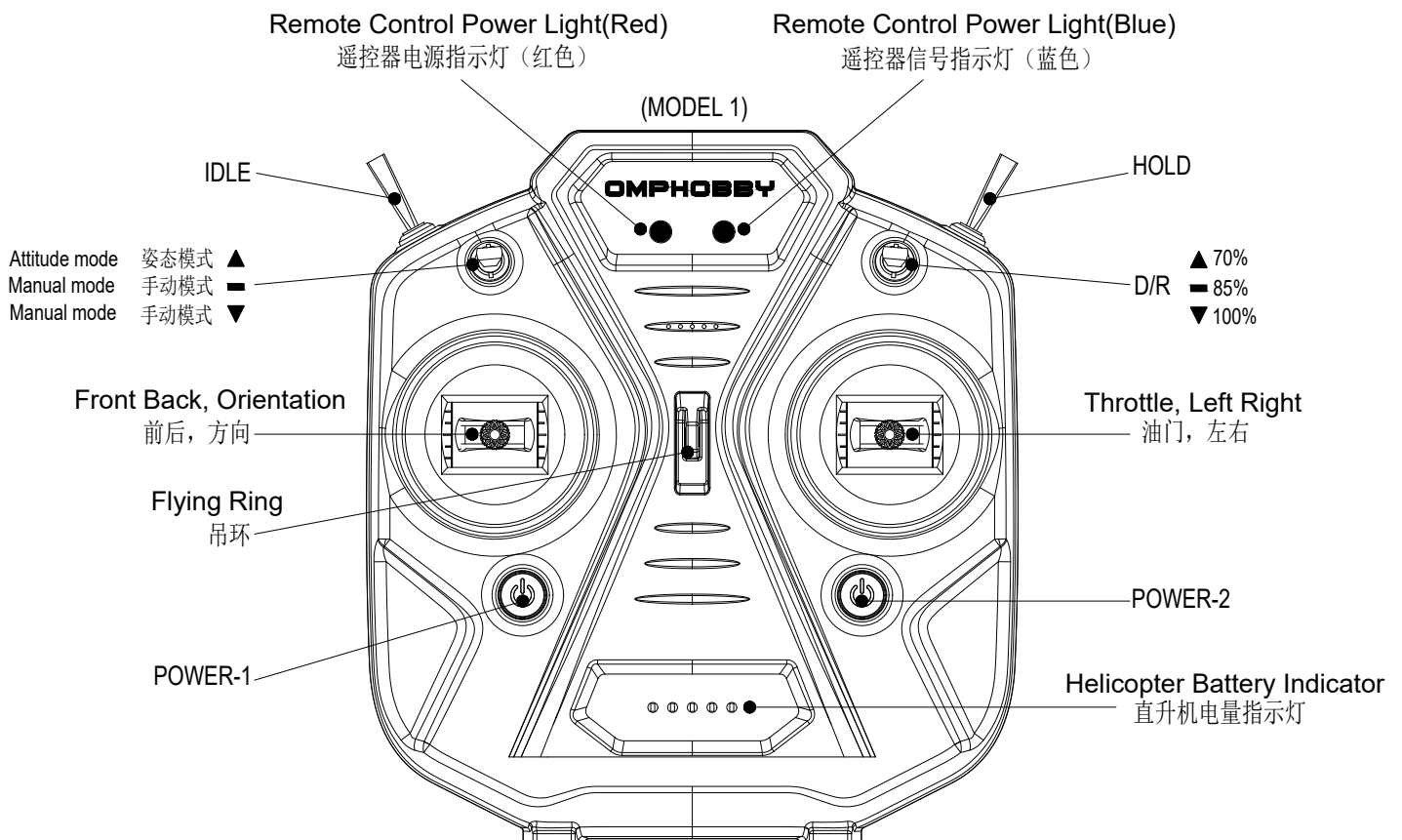
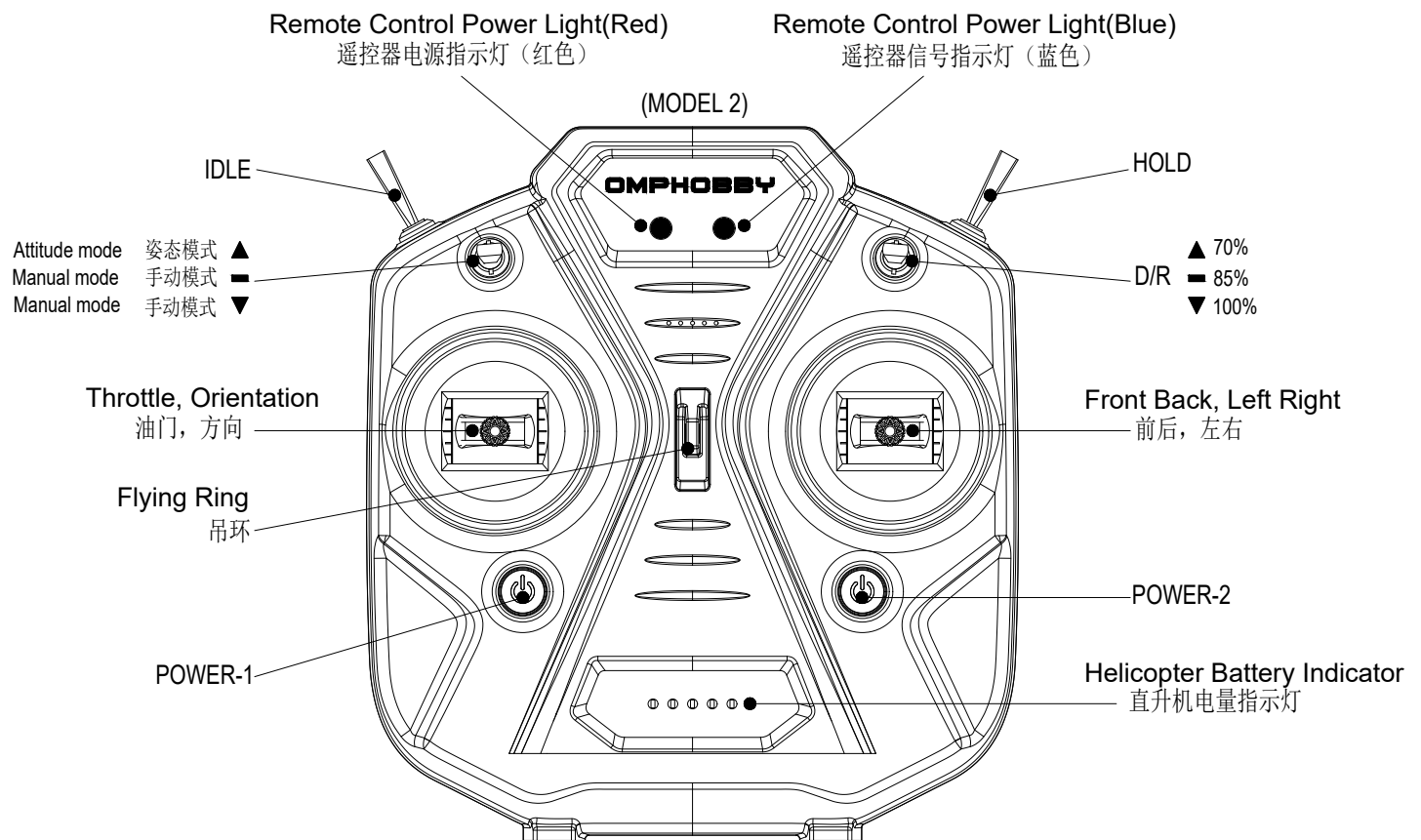
IDLE 1 Model IDLE 1模式			
Throttle 油门		Screw Pitch 螺距	
5	68	100	11°
4	68	50	5.5°
3	68	0	0°
2	68	-50	-5.5°
1	68	-100	-11°

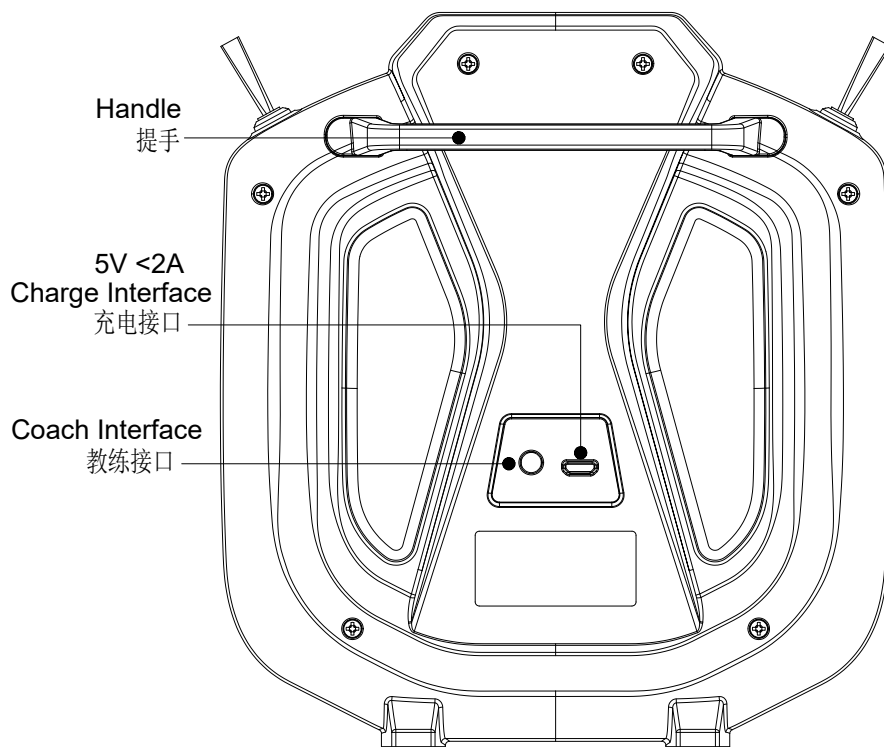
IDLE 1 Model IDLE 2模式			
Throttle 油门		Screw Pitch 螺距	
5	78	100	11°
4	78	50	5.5°
3	78	0	0°
2	78	-50	-5.5°
1	78	-100	-11°

<p>Model: OSHM1001 配件编号: OSHM1001 Product name: Metal Main Rotor Housing set 配件名称: 主轴中心组</p> 	<p>Model: OSHM1002 配件编号: OSHM1002 Product name: Feathering shaft set 配件名称: 横轴组</p> 	<p>Model: OSHM1003 配件编号: OSHM1003 Product name: Plastics Main Rotor Holder set 配件名称: 主夹头组</p> <p>压好轴承</p> 	<p>Model: OSHM1004 配件编号: OSHM1004 Product name: Main Rotor Holder Screw group 配件名称: 主桨夹螺丝组</p> 
<p>Model: OSHM1005 配件编号: OSHM1005 Product name: Gross Shaft Suspension Set 配件名称: 横轴减震套组</p> 	<p>Model: OSHM1006 配件编号: OSHM1006 Product name: Servo Mount set 配件名称: 舵机固定座组</p> 	<p>Model: OSHM1007 配件编号: OSHM1007 Product name: Main Motor Mount Set (Charm Orange) 配件名称: 主电机固定座组-橙色</p> 	<p>Model: OSHM1008 配件编号: OSHM1008 Product name: Metal Main Rotor Housing set 配件名称: 主轴固定环组</p> 
<p>Model: OSHM1009 配件编号: OSHM1009 Product name: FBL Pros and Cons linkage rod 配件名称: 主螺旋距控制臂组</p> 	<p>Model: OSHM1010 配件编号: OSHM1010 Product name: Copper set of main pitch control arm 配件名称: 主螺旋距控制臂铜套组</p> 	<p>Model: OSHM1011 配件编号: OSHM1011 Product name: Main pitch control arm screw set 配件名称: 主旋翼头螺丝组</p> 	<p>Model: OSHM1012 配件编号: OSHM1012 Product name: Swash plate set 配件名称: 倾斜盘组</p> 
<p>Model: OSHM1013 配件编号: OSHM1013 Product name: Servo Set 配件名称: 舵机组- (塑胶外壳+全金属齿轮)</p> 	<p>Model: OSHM1014 配件编号: OSHM1014 Product name: Servo Linkage Rod Set 配件名称: 舵机连杆组</p> 	<p>Model: OSHM1015 配件编号: OSHM1015 Product name: Tail Blade Set(black) 配件名称: 尾螺旋桨组-黑色</p> 	<p>Model: OSHM1016 配件编号: OSHM1016 Product name: Vertical Rotor Set 配件名称: 垂直翼组</p> 
<p>Model: OSHM1017 配件编号: OSHM1017 Product name: Tail Boom Set 配件名称: 尾管组</p> 	<p>Model: OSHM1018 配件编号: OSHM1018 Product name: Body side panel group 配件名称: 机身侧板组</p> 	<p>Model: OSHM1019 配件编号: OSHM1019 Product name: Croduct Phase Panel Set 配件名称: 倾斜盘相位板组</p> 	<p>Model: OSHM1020 配件编号: OSHM1020 Product name: Canopy Fixed Bolt Set 配件名称: 机头罩固定柱组</p> 

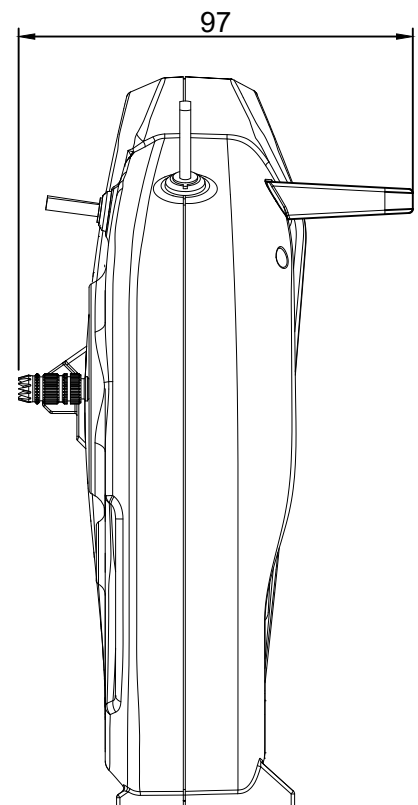
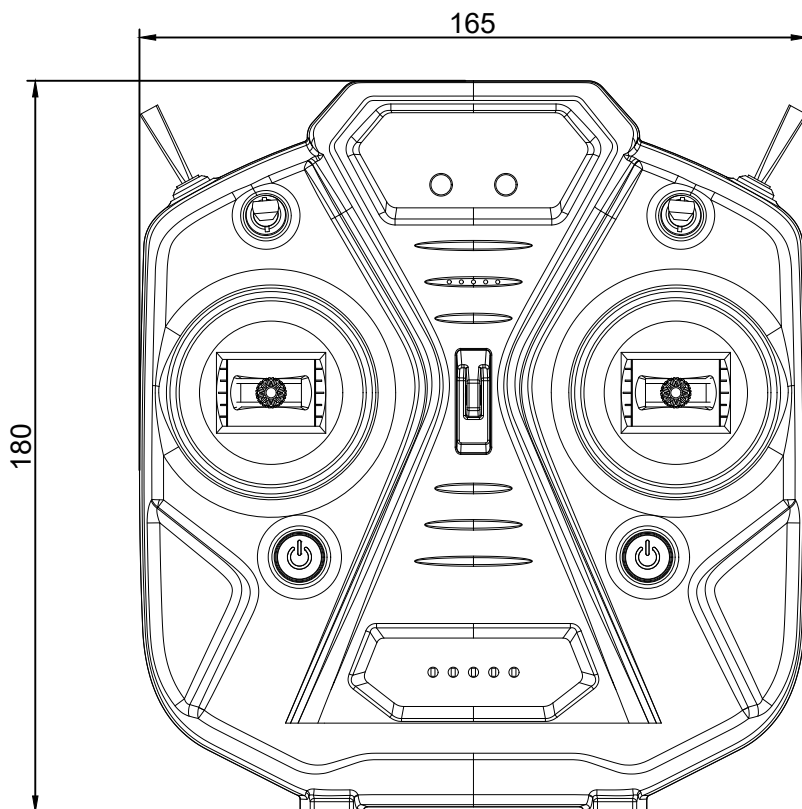
<div>Model: OSHM1021</div> <div>配件编号: OSHM1021</div> <div>Package: Hang tag +PE bag</div> <div>包装方式: 吊卡+PE袋</div> <div>Product name: Bearing Set(682zz)</div> <div>配件名称: 滚珠轴承组-682zz</div>	<div>Model: OSHM1022</div> <div>配件编号: OSHM1022</div> <div>Package: Hang tag +PE bag</div> <div>包装方式: 吊卡+PE袋</div> <div>Product name: Main chuck gasket set</div> <div>配件名称: 主夹头垫片组</div>	<div>Model: OSHM1023</div> <div>配件编号: OSHM1023</div> <div>Package: Hang tag +PE bag</div> <div>包装方式: 吊卡+PE袋</div> <div>Product name: Screw Kit Set</div> <div>配件名称: 螺丝包组</div>	
<div>Ø2.5*Ø6*2.6</div> <div></div>	<div></div>	<div><div>M1.6x3=3</div><div>M1.4x6-L2=1</div><div>M1.6x4=6</div><div>M1.4x8-L3=2</div><div>M1.6x5=3</div><div>M1.6x9-L3=2</div><div>1.4x3=1</div><div>1.4x2=3</div><div>ST1.4x4=6</div><div>M1.4x3=6</div><div>M1.4=1<div>M1.6=2</div><div>ST1.4x4=4</div><div>ST1.4x6=8</div></div></div>	
<div>Model: OSHM1024</div> <div>配件编号: OSHM1024</div> <div>Package: Hang tag +PE bag</div> <div>包装方式: 吊卡+PE袋</div> <div>Product name: Lithium Battery Set</div> <div>配件名称: 锂电池组</div>	<div>Model: OSHM1025</div> <div>配件编号: OSHM1025</div> <div>Package: Hang tag +PE bag</div> <div>包装方式: 吊卡+PE袋</div> <div>Product name: Flight Control</div> <div>配件名称: 飞控</div>	<div>Model: OSHM1026</div> <div>配件编号: OSHM1026</div> <div>Package: Hang tag +PE bag</div> <div>包装方式: 吊卡+PE袋</div> <div>Product name: Main Motor Set(Orange)</div> <div>配件名称: 主电机组-(魔力橙)</div>	<div>Model: OSHM1027</div> <div>配件编号: OSHM1027</div> <div>Package: Hang tag +PE bag</div> <div>包装方式: 吊卡+PE袋</div> <div>Product name: Main Motor Set(purple)</div> <div>配件名称: 主电机组-(紫色)</div>
<div></div>	<div></div>	<div></div>	<div></div>
<div>Model: OSHM1028</div> <div>配件编号: OSHM1028</div> <div>Package: Hang tag +PE bag</div> <div>包装方式: 吊卡+PE袋</div> <div>Product name: Main Motor Set(Racing Yellow)</div> <div>配件名称: 主电机组-(竞速黄)</div>	<div>Model: OSHM1029</div> <div>配件编号: OSHM1029</div> <div>Package: Hang tag +PE bag</div> <div>包装方式: 吊卡+PE袋</div> <div>Product name: Tail Motor Set(Orange)</div> <div>配件名称: 主电机组-(魔力橙)</div>	<div>Model: OSHM1030</div> <div>配件编号: OSHM1030</div> <div>Package: Hang tag +PE bag</div> <div>包装方式: 吊卡+PE袋</div> <div>Product name: Tail Motor Set(purple)</div> <div>配件名称: 主电机组-(紫色)</div>	<div>Model: OSHM1031</div> <div>配件编号: OSHM1031</div> <div>Package: Hang tag +PE bag</div> <div>包装方式: 吊卡+PE袋</div> <div>Product name: Tail Motor Set(Racing Yellow)</div> <div>配件名称: 主电机组-(竞速黄)</div>
<div></div>	<div><div>Socket screw 圆柱头内六角螺丝 M1.6x3mm</div></div>	<div><div>Socket screw 圆柱头内六角螺丝 M1.6x3mm</div></div>	<div><div>Socket screw 圆柱头内六角螺丝 M1.6x3mm</div></div>
<div>Model: OSHM1032</div> <div>配件编号: OSHM1032</div> <div>Package: Hang tag +PE bag</div> <div>包装方式: 吊卡+PE袋</div> <div>Product name: 125mm Main Blades(Orange)-(Hard)</div> <div>配件名称: 125 主旋翼组-(魔力橙)</div>	<div>Model: OSHM1033</div> <div>配件编号: OSHM1033</div> <div>Package: Hang tag +PE bag</div> <div>包装方式: 吊卡+PE袋</div> <div>Product name: 125mm Main Blades(Purple)-(Hard)</div> <div>配件名称: 125 主旋翼组-(紫色)</div>	<div>Model: OSHM1034</div> <div>配件编号: OSHM1034</div> <div>Package: Hang tag +PE bag</div> <div>包装方式: 吊卡+PE袋</div> <div>Product name: 125mm Main Blades(Racing Yellow)-(Hard)</div> <div>配件名称: 125 主旋翼组-(竞速黄)</div>	<div>Model: OSHM1035</div> <div>配件编号: OSHM1035</div> <div>Package: Hang tag +PE bag</div> <div>包装方式: 吊卡+PE袋</div> <div>Product name: 125mm Main Blades(Orange)-(Soft)</div> <div>配件名称: 125 主旋翼组-(魔力橙)</div>
<div>暴力</div> <div></div>	<div>暴力</div> <div></div>	<div>暴力</div> <div></div>	<div>柔和</div> <div></div>
<div>Model: OSHM1036</div> <div>配件编号: OSHM1036</div> <div>Package: Hang tag +PE bag</div> <div>包装方式: 吊卡+PE袋</div> <div>Product name: 125mm Main Blades(purple)-(Soft)</div> <div>配件名称: 125 主旋翼组-(紫色)</div>	<div>Model: OSHM1037</div> <div>配件编号: OSHM1037</div> <div>Package: Hang tag +PE bag</div> <div>包装方式: 吊卡+PE袋</div> <div>Product name: 125mm Main Blades(Racing Yellow)-(Soft)</div> <div>配件名称: 125 主旋翼组-(竞速黄)</div>	<div>Model: OSHM1038</div> <div>配件编号: OSHM1038</div> <div>Package: Hang tag +PE bag</div> <div>包装方式: 吊卡+PE袋</div> <div>Product name: Canopy Set(Charm Orange)</div> <div>配件名称: 机头罩--魔力橙</div>	<div>Model: OSHM1039</div> <div>配件编号: OSHM1039</div> <div>Package: Hang tag +PE bag</div> <div>包装方式: 吊卡+PE袋</div> <div>Product name: Canopy Set(purple)</div> <div>配件名称: 机头罩--紫色</div>
<div>柔和</div> <div></div>	<div>柔和</div> <div></div>	<div></div>	<div></div>

Model: OSHM1040 配件编号: OSHM1040 Product name: Canopy Set(Racing Yellow) 配件名称: 机头罩-竞速黄	Package: Hang tag +PE bag 包装方式: 吊卡+PE袋	Model: OSHM1041 配件编号: OSHM1041 Product name: Landing Skids Set(Charm Orange) 配件名称: 脚架组-(魔力橙)	Package: Hang tag +PE bag 包装方式: 吊卡+PE袋	Model: OSHM1042 配件编号: OSHM1042 Product name: Landing Skids Set(purple) 配件名称: 脚架组-(紫色)	Package: Hang tag +PE bag 包装方式: 吊卡+PE袋	Model: OSHM1043 配件编号: OSHM1043 Product name: Landing Skids Set(Racing Yellow) 配件名称: 脚架组-(竞速黄)	Package: Hang tag +PE bag 包装方式: 吊卡+PE袋
							
Model: OSHM1044 配件编号: OSHM1044 Product name: Servo Set(metal housing + metal gear) 配件名称: 舵机组--(全金属外壳+全金属齿轮)	Package: Hang tag +PE bag 包装方式: 吊卡+PE袋	Model: OSHM1045 配件编号: OSHM1045 Product name: Main Motor Mount Set--(Racing Yellow) 配件名称: 主电机固定座组-竞速黄	Package: Hang tag +PE bag 包装方式: 吊卡+PE袋	Model: OSHM1046 配件编号: OSHM1046 Product name: Main Motor Mount Set --(Purple) 配件名称: 主电机固定座组--紫色	Package: Hang tag +PE bag 包装方式: 吊卡+PE袋	Model: OSHM1047 配件编号: OSHM1047 Product name: ?????????????????? 配件名称: 接收板-内置FUTABA: S-BUS高频	Package: Hang tag +PE bag 包装方式: 吊卡+PE袋
							
Model: OSHM1048 配件编号: OSHM1048 Product name: ?????????? 配件名称: 接收板-常规版本	Package: Hang tag +PE bag 包装方式: 吊卡+PE袋	Model: OSHM1049 配件编号: OSHM1049 Product name: ESC-10A 配件名称: 电调板-10A	Package: Hang tag +PE bag 包装方式: 吊卡+PE袋	Model: OSHM1050 配件编号: OSHM1050 Product name: Hexagon screw driver 配件名称: 1.0六角螺丝刀	Package: Hang tag +PE bag 包装方式: 吊卡+PE袋	Model: OSHM1051 配件编号: OSHM1051 Product name: Slotted screwdriver 配件名称: 0.3一字螺丝刀	Package: Hang tag +PE bag 包装方式: 吊卡+PE袋
							
Model: OSHM1052 配件编号: OSHM1052 Product name: Main wing support frame 配件名称: 主翼支撑架	Package: Hang tag +PE bag 包装方式: 吊卡+PE袋	Model: OSHM1053 配件编号: OSHM1053 Product name: $\phi 4$ main Shaft Set 配件名称: 主轴组	Package: Hang tag +PE bag 包装方式: 吊卡+PE袋	Model: OSHM1054 配件编号: OSHM1054 Product name: Tail Blade Set(Charm Orange) 配件名称: 尾螺旋桨组-(魔力橙)	Package: Hang tag +PE bag 包装方式: 吊卡+PE袋	Model: OSHM1055 配件编号: OSHM1055 Product name: Tail Blade Set(purple) 配件名称: 尾螺旋桨组-(紫色)	Package: Hang tag +PE bag 包装方式: 吊卡+PE袋
							
Model: OSHM1056 配件编号: OSHM1056 Product name: Tail Blade Set(Racing Yellow) 配件名称: 尾螺旋桨组-(竞速黄)	Package: Hang tag +PE bag 包装方式: 吊卡+PE袋						
							





- (Product Model)产品型号: T6
- (Diameters)外形尺寸长: L165\*W98\*H180
- (Radio Frequency)无线频率: 2.413GHz--2.453 GHz
- (Transmit Power)发射功率: < 20 dBm
- (Weight)重量约: 345g
- (Modulation Mode)调制方式: GFSK
- (Spread Spectrum Mode)扩频方式: FHSS
- (Working Voltage)工作电压: 3.7V
- (Remote Distance)遥控距离: 800m
- (Charge Interface)充电接口: Micro
- (Low Voltage Alarm)低电压报警: 3.4V
- (Battery Type)电池类型: Lithium Polyer Battery
- (Battery Capacity)电池容规格: 2500mAh 3.7V
- (Coach Interface)教练接口: Yes



# OMPHOBBY

Zuhai edge smart dirve technology Co., Ltd  
[www.omphobby.com](http://www.omphobby.com)

---

© 2020



[illegible]

# OMP HOBBY

Zhuhai edge smart dirve technology Co., Ltd  
[www.omphobby.com](http://www.omphobby.com)

---

© 2020